

## JEFFERSON COUNTY PUBLIC HEALTH SERVICE

~ FOR IMMEDIATE RELEASE – April 5, 2022 ~

### Jefferson County, NY COVID-19 Monthly Index March 2022

**Contact:** Stephen A. Jennings  
Public Information Officer: (315) 786-3710; [stevej@co.jefferson.ny.us](mailto:stevej@co.jefferson.ny.us)

---

Attached, please find the March 2022 Jefferson County, NY COVID-19 Monthly Index. Components of the index include vaccination data, testing data, COVID-19 community level designated by the U.S. Centers for Disease Control, wastewater results, hospital discharge data, and mortality data. This month's report continues to delineate mortality data from the beginning of the pandemic to present, as well as a graphic of March 2022 hospital and community deaths due to COVID-19 and vaccination status of the decedents. It is important to note that 1 unvaccinated individual that died of COVID-19 in March had significant pre-existing conditions. Of the 3 individuals who died of COVID-19 and were vaccinated, 1 had significant pre-existing conditions; the remaining 2 did not have significant pre-existing conditions, but were fully vaccinated over 1 year ago and were not boosted.

**Because vaccine efficacy is waning, risk for contracting COVID-19 increases in fully vaccinated individuals. Visit <https://covid19vaccine.health.ny.gov/booster-doses> to learn about first and second dose booster eligibility and updates for residents of New York State, as well as additional doses for immunocompromised individuals.**

If you need to be tested for COVID-19, you may use a home test, or visit <https://coronavirus.health.ny.gov/find-test-site-near-you> to find a testing site near you. If you have COVID-19 symptoms, please stay home. Do not go to work. Do not attend school. Avoid all public areas. Visit <https://co.jefferson.ny.us/departments/PublicHealth/IsolationQuarantine> for home isolation and quarantine information.

# Jefferson County, NY COVID-19 Monthly Index

## March 2022

### Vaccinations in Jefferson County, NY

People Vaccinated through 3/31/2022 -	At Least One Dose	Fully Vaccinated
Total	95,377	80,457
% of Total Population	86.8%	73.3%
Population ≥5 Years of Age	95,377	80,457
% of Population ≥5 Years of Age	94.2%	79.4%
People Booster Vaccinated through 3/31/2022		31,674
% of Fully Vaccinated Population with a Booster Dose		39.4%

Source: U.S. Centers for Disease Control.

### Testing Data:

Total Positive through 3/31/2022: 25,139

Source: Jefferson County Public Health Service.

Positive Case Rate per 100,000 population – 81.03

Source: U.S. Centers for Disease Control.

### Jefferson County, NY COVID-19 Community Level: LOW

Source: U.S. Centers for Disease Control.

COVID-19 Community Level is a new rating based on new COVID-19 cases per 100,000 population (7-day total), new COVID-19 hospital admissions per 100,000 population (7-day total), and percent of hospital inpatient beds occupied by COVID-19 patients (7-day average).

### Wastewater Results:

SARS-CoV-2 City of Watertown, Wastewater Testing Result, as of 3/30/2022: LOW

SARS-CoV-2 Village of Carthage/West Carthage, Wastewater Testing Result, as of 3/31/2022: **HIGH**

SARS-CoV-2 Thousand Islands Central School District, Wastewater Testing Result, as of 3/31/2022: LOW

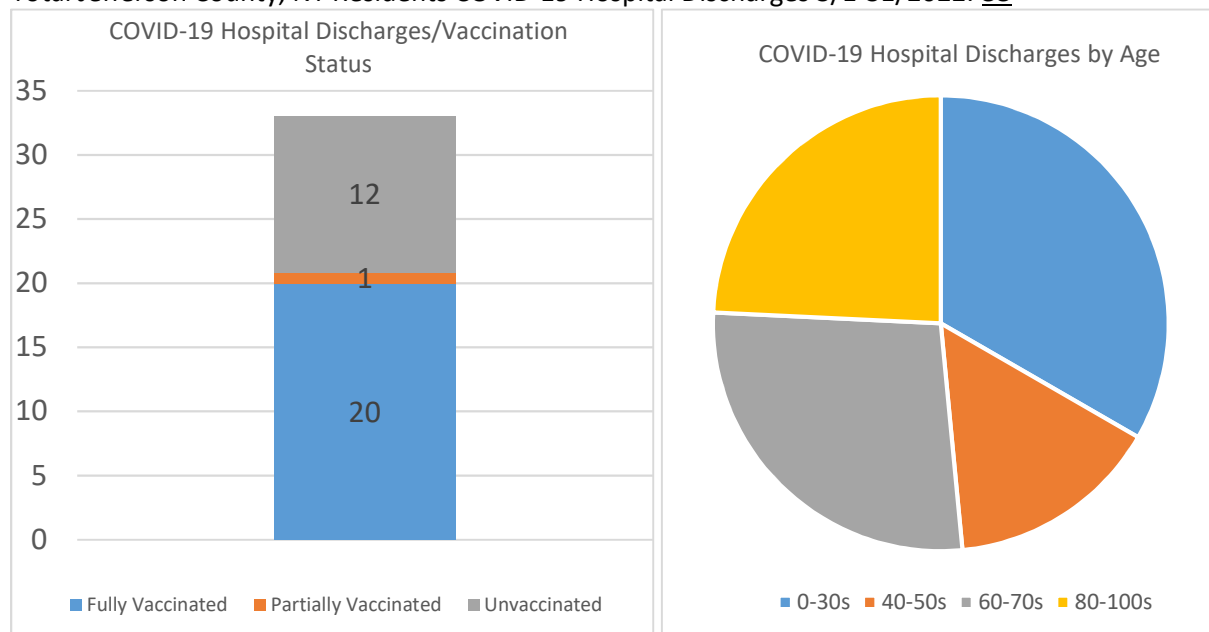
**HIGH** = COVID-19 quantifiable indicating active transmission with remediation needed immediately.

LOW = COVID-19 detected but not quantifiable indicating early/latent infection or a potential outbreak depending on the size of the sewer shed.

Source: Quadrant Viral Testing, LLC.

### Hospital Discharges, March 2022:

Total Jefferson County, NY Residents COVID-19 Hospital Discharges 3/1-31/2022: 33



Source: Jefferson County Public Health Service; hospital facilities.

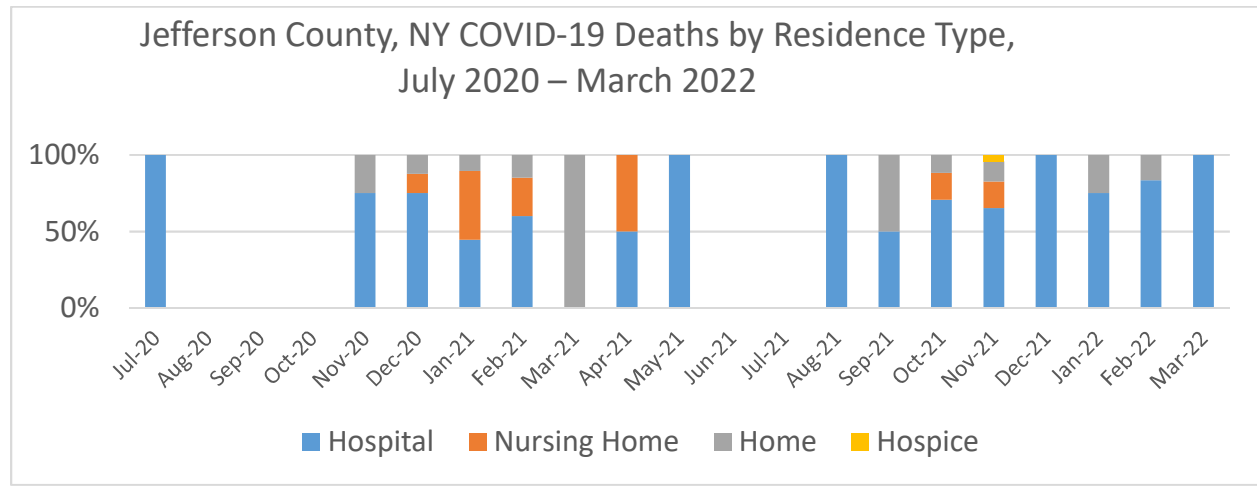
# Jefferson County, NY COVID-19 Monthly Index

## March 2022

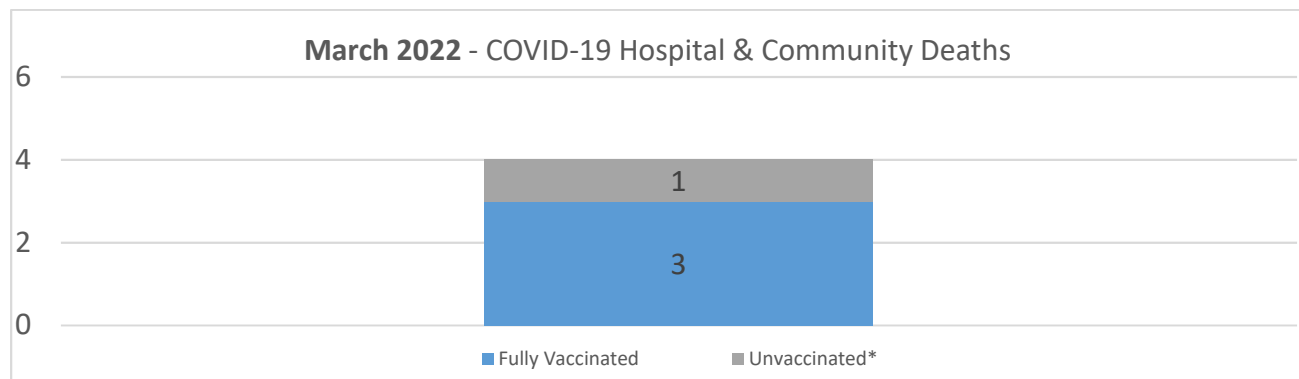
### Deaths:

Total Jefferson County, NY Residents COVID-19 Deaths as of 3/31/2022: **163**

July 2020 – 1; August 2020 – 0; September 2020 – 0; October 2020 – 0; November 2020 – 4;  
 December 2020 – 8; January 2021 – 48; February 2021 – 20; March 2021 – 1; April 2021 – 2;  
 May 2021 – 3; June 2021 – 0; July 2021 – 0; August 2021 – 2; September 2021 – 2; October 2021 – 18;  
 November 2021 – 24; December 2021 – 12; January 2022 – 8; February 2022 – 6; **March 2022 - 4.**



<b>Total Male:</b>	<b>85</b>	<b>Age 30s:</b>	<b>6</b>	<b>Youngest:</b>	<b>30</b>
<b>Total Female:</b>	<b>78</b>	<b>Age 40s:</b>	<b>3</b>	<b>Oldest:</b>	<b>104</b>
<b>TOTAL:</b>	<b>163</b>	<b>Age 50s:</b>	<b>14</b>	<b>Average Age:</b>	<b>75</b>
		<b>Age 60s:</b>	<b>28</b>		
		<b>Age 70s:</b>	<b>41</b>		
		<b>Age 80s:</b>	<b>42</b>		
		<b>Age 90s:</b>	<b>28</b>		
		<b>Age 100s:</b>	<b>1</b>		



\*1 Vaccinated individual that died of COVID-19 had significant pre-existing conditions. 2 Vaccinated individuals that died of COVID-19 did not have significant pre-existing conditions but were fully vaccinated >1 year ago and were not boosted. 1 Unvaccinated individual that died of COVID-19 had significant pre-existing conditions.

Source: Jefferson County Public Health Service; Jefferson County Medical Examiner.